



Instructions for 92/93 Series Standard Transmitter (shown with LoCover removed) 2, 4 and 6 Function (4, 6 and 8 Button)

RESET Button activates the Receiver and the keypad function buttons


STOP Button switches off the Receiver and the keypad function buttons

L.E.D.

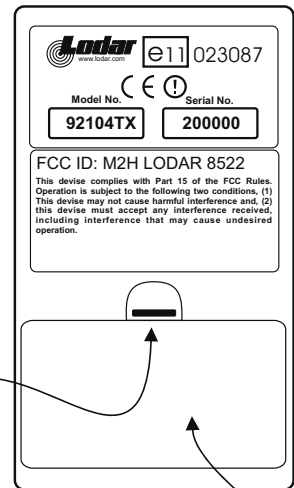
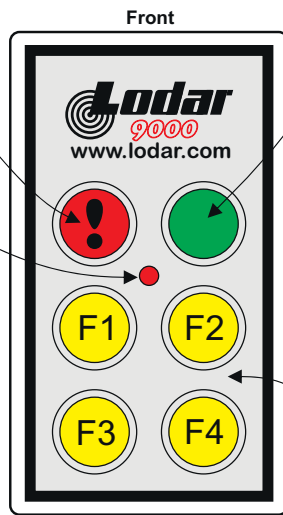
Blinks when Transmitter is active.

ON when a Transmitter Button is pressed.

Pulses while transmitting when Battery is low.

 **SAFETY FEATURE**

The Transmitter automatically transmits a **STOP** signal after 30 minutes; this de-activates the Receiver and the Transmitter.



Release Catch

Yellow Function Buttons

Battery Compartment

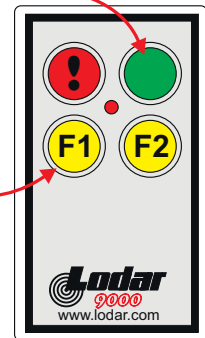
To register Transmitters to the Receiver.

Switch OFF or DISCONNECT the power to the Receiver and briefly PRESS the STOP button on one or both Transmitter(s).

Switch ON or Reconnect the power to the Receiver. This opens a 20 second registration window in the Receiver processor.

If you are looking at the Receiver PCB the Fault LED Flashes. Immediately PRESS and HOLD both the Transmitter RESET Button and F1 Button (indicated). Continue to hold BOTH BUTTONS for a MINIMUM of 5 seconds during this 20 second window. When the Transmitter is Registered the Fault LED will be illuminated for **3 seconds**. Within this **3 second** period, FIRST release F1 and then the RESET button.

PRESS & HOLD both RESET and F1 for a MINIMUM of 5 SECONDS



TO REGISTER TWO TRANSMITTERS:

When the fault light starts to flash again, immediately PRESS and HOLD both the Transmitter RESET and F1 Buttons of the second Transmitter. Continue to hold BOTH BUTTONS for a MINIMUM of 5 seconds or until the SET LED comes on. Both your Transmitters will now operate the Receiver.

PRIORITY.

Only one Transmitter can be active at any time. For the second Transmitter to work you have to turn off the first Transmitter. Once the second Transmitter is being used then that has priority and it has to be turned off before the first Transmitter can work again.

If you have any problems please phone either your local Distributor or Lodar directly:-

921TX.04E.A4